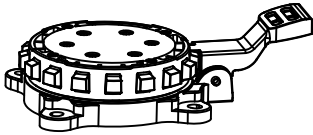
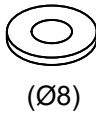
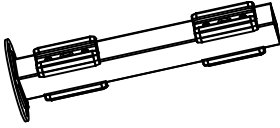
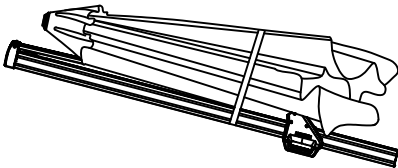
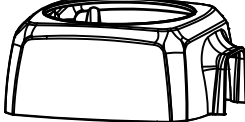

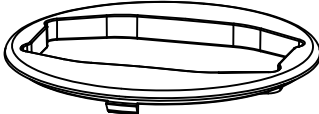





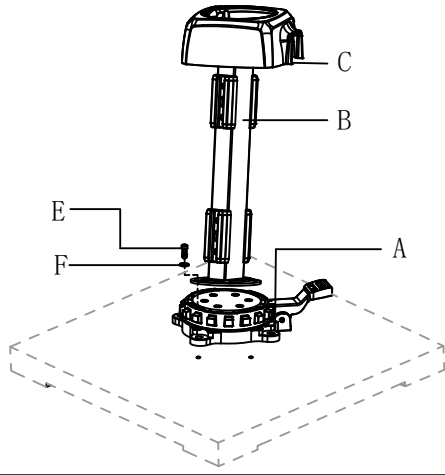
OUTDOORABLE
ASSEMBLY INSTRUCTION

PART	PICTURE	QTY	PART	PICTURE	QTY
A		1	F		5
B		1	G		1
C		1	H		1
D		1	I		1
E		4	J		1

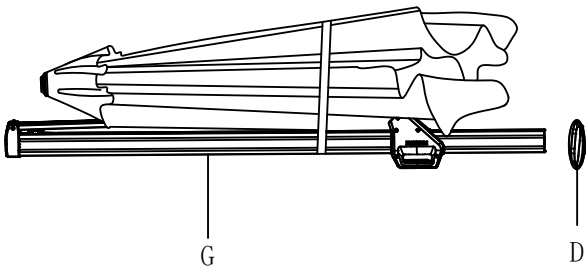


- (NL)** Lees voor eerste gebruik de gebruiksinstructies op www.platinum.nl
- (ENG)** Before using the parasol for the first time, please read the instructions on www.platinum.nl
- (DE)** Lesen Sie vor dem ersten Gebrauch die Gebrauchsanweisungen auf www.platinum.nl
- (FR)** Avant d'utiliser ce parasol, lisez bien les instructions sur www.platinum.nl

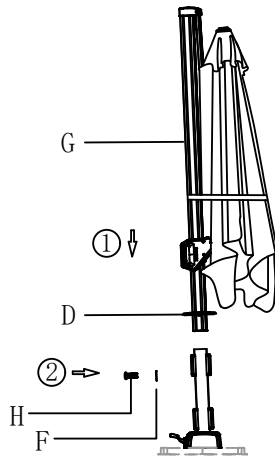
1




2



3

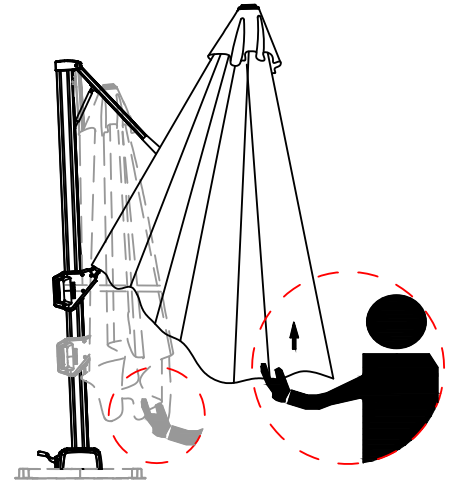


4

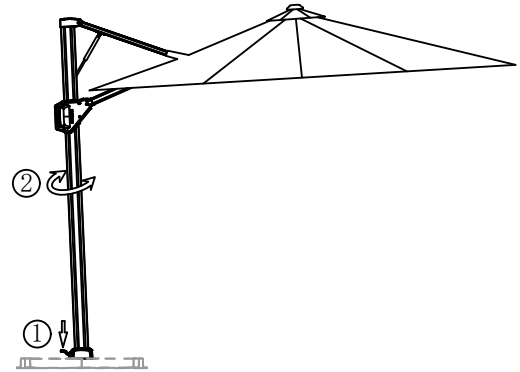


5

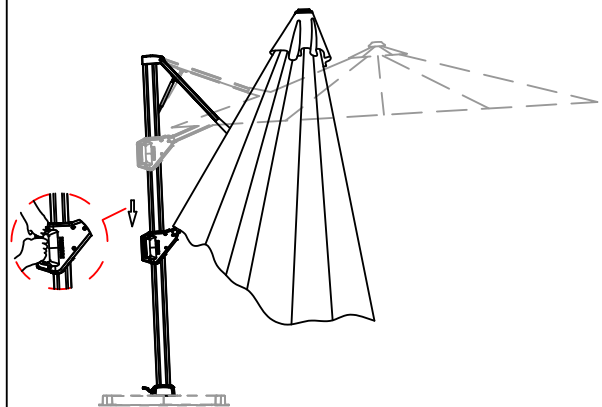
Make sure that no persons or objects are within the range of the movements to be performed when operating the parasol. Otherwise, this could result in injury or material damage.



6



7



Pls put your hands on the sliding handle to avoid injury when closing the umbrella