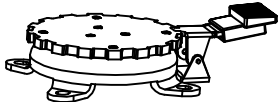
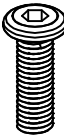
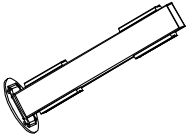
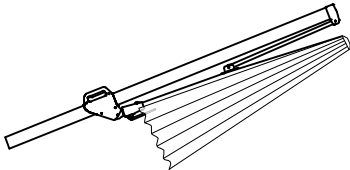

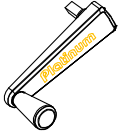






PLATINUM[®]

Challenger T²

OUTDOORABLE ASSEMBLY INSTRUCTION

PART	PICTURE	QTY	PART	PICTURE	QTY
A		1	F	 (M8X20)	1
B		1	G		1
C		1	H		1
D	 (M8X14)	4	I	 6#	1
E	 (Ø8)	5	J	 4#	1



- NL** Lees voor eerste gebruik de gebruiksinstructies op www.platinum.nl
- ENG** Before using the parasol for the first time, please read the instructions on www.platinum.nl
- DE** Lesen Sie vor dem ersten Gebrauch die Gebrauchsanweisungen auf www.platinum.nl
- FR** Avant d'utiliser ce parasol, lisez bien les instructions sur www.platinum.nl

