

Create the ultimate pergola

## ROADMAP

- 1 Determine the location of your pergola. Which pergola is suitable; stand alone, wall 1 or 2?
- 2 Determine the desired size of the pergola. Create a nice shady place where your garden furniture easily fit under. Note: the inner size of the pergola is for this determinative.
- 3 Your pergola's poles are most important. After all, they support the entire construction. Due to the weight, it is important to use poles of the correct thickness. Thicker poles also provide a more robust appearance. We recommend poles of 12x12 cm.
- 4 Need wood advice? Use Douglas wood. First get the right measurements for the desired wood, go to a wood supplier and order the wood. You will find the list with measurements in this folder or download the list from [www.platinum.nl](http://www.platinum.nl).
- 5 Choose the required pergola kits to easily create a corner or wall connection. Use a floor element to fix the uprights to the ground or an extension element to enlarge a pergola. The Platinum pergola kits include mounting materials.
- 6 Choose your desired colour and size of the Coolfit® harmonica shade sail. Note: the shade sail should be 10 cm narrower than the inner size of the desired pergola.
- 7 Want even more shade? Install one or more Coolfit® outdoor roller blinds. Next to the sun protection effect, they also provide privacy and a nice atmosphere.




COOLFIT® HARMONICA SHADE SAIL

## Cooling shadow and privacy

The Coolfit® roller blinds are ideal in low sun conditions. In addition to the sun protection, the roller blinds also provide an intimate atmosphere. Mounting is possible both on the window frame as well as inside the window frame. The blinds are made from the Coolfit® fabric, which means that they filter up to 95% of harmful UV rays and are wind permeable.

## AVAILABLE SIZES



98x240cm  
148x240cm  
198x240cm  
248x240cm  
296x240cm



## HEAVY DUTY QUALITY



STRONG WOVEN  
HDPE 285 G/M2



BREATHES TO  
KEEP YOU COOLER



HIGH COLOUR  
FASTNESS  
UP TO 95%  
UV PROTECTION



5 YEAR  
WARRANTY  
ON FABRIC

# BUILD YOUR OWN WOODEN PERGOLA

with the Platinum pergola kits



**PLATINUM**®

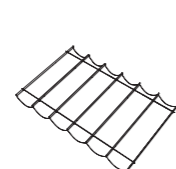
SUN & SHADE

## Sun or shade?

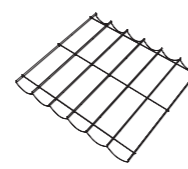


Easily determine the amount of sun on the terrace with the Coolfit® harmonica shade sail. The shade sail runs over stainless steel cables and can open or close manually. In addition, the Coolfit® harmonica shade sail is supplied including mounting material; pulleys, rods, steel cables, rope and tensioners. Easy to install by using the assembly instructions or video on the website.

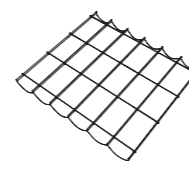
## SHAPES & SIZES



W200xL300cm  
W200xL400cm  
W200xL500cm



W290xL300cm  
W290xL400cm  
W290xL500cm



W370xL370cm  
W370xL500cm

## HEAVY DUTY QUALITY



STRONG WOVEN  
HDPE 285 G/M2



BREATHES TO  
KEEP YOU COOLER



HIGH COLOUR  
FASTNESS  
UP TO 95%  
UV PROTECTION



5 YEAR  
WARRANTY  
ON FABRIC

## COOLFIT® OUTDOOR ROLLER BLIND



**PLATINUM**®

SUN & SHADE



SCAN FOR THE  
ASSEMBLY INSTRUCTION  
OF THE PERGOLA KITS

For more info visit  
[www.platinum.nl](http://www.platinum.nl)

MAKE YOUR GARDEN EVEN MORE OUTDOORABLE, WITH A STYLISH WOODEN PERGOLA AND COMFORTABLE SHADES SAILS FROM PLATINUM. YOU GET THE WOOD; WE DELIVER THE MOUNTING MATERIALS. TOGETHER WITH OUR COOLFIT® HARMONICA SHADE SAIL AND/OR OUTDOOR ROLLER BLINDS YOU ENJOY THE SUN IN A SAFE, COMFORTABLE AND OUTDOORABLE WAY. WE HELP YOU WITH A STEP-BY-STEP MANUAL, PRODUCT INFORMATION AND A LIST OF MEASUREMENTS FOR THE WOOD.

## BUILD YOUR OWN


You can use Platinum pergola kits to build your own pergola with any type of wood. The elements are packed per 2, including mounting material, and are made of powder-coated steel in anthracite, RAL colour 7016. The elements can be used for wood thicknesses between 8.5 and 12 cm.



CORNER SUPPORT



WALL SUPPORT



FLOOR SUPPORT



CONNECTION SUPPORT

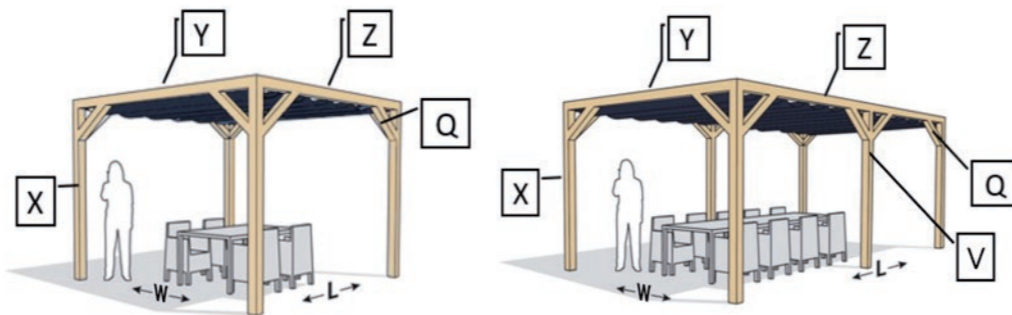
## WHICH TYPE OF WOOD IS THE BEST?

Our advice is to use Douglas wood. Douglas is, with good reason, a popular type of wood. This warm-coloured wood ages very quickly and becomes more and more outdoorable over time. It endures countless years of weather and wind and remains resistant to rot, mould, pests and weathering.



PERGOLA

## PERGOLA STAND ALONE



MODEL A

MODEL B

MODEL	PERGOLA W x L (INNER SIZE)	POLE THICKNESS (P)	X*	V	Y	Z	Q
A	210 x 300 cm	8,5 - 12 cm	4x 240 cm		2x 210 cm	2x 300 cm	8x 60 cm
A	210 x 400 cm	8,5 - 12 cm	4x 240 cm		2x 210 cm	2x 400 cm	8x 60 cm
A	300 x 300 cm	8,5 - 12 cm	4x 240 cm		2x 300 cm	2x 300 cm	8x 60 cm
A	300 x 400 cm	8,5 - 12 cm	4x 240 cm		2x 300 cm	2x 400 cm	8x 60 cm
A	380 x 370 cm	8,5 - 12 cm	4x 240 cm		2x 380 cm	2x 370 cm	8x 60 cm
B	210 x 500 cm	8,5 - 12 cm	4x 240 cm	2x 240 cm - P cm	2x 210 cm	4x 250 cm	12x 60 cm
B	300 x 500 cm	8,5 - 12 cm	4x 240 cm	2x 240 cm - P cm	2x 300 cm	4x 250 cm	12x 60 cm
B	380 x 500 cm	8,5 - 12 cm	4x 240 cm	2x 240 cm - P cm	2x 380 cm	4x 250 cm	12x 60 cm

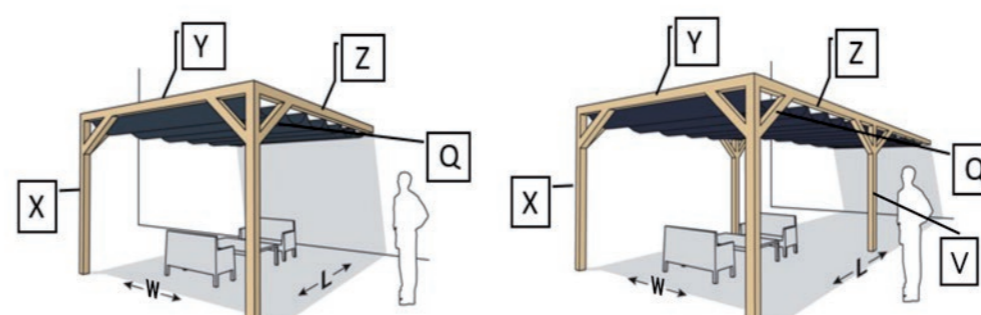
\*In combination with the floor support. Without the pergola floor support 240 + 50 cm (50 cm to dig in).

### COMPLETE YOUR PERGOLA

- Choose the desired pergola kits.
- The Coolfit® harmonica shade sail is 10 cm narrower than the inner dimension (B) of the pergola.
- The Coolfit® outdoor roller blinds are available in many sizes and colours and can be attached as desired.



## PERGOLA WALL 1



MODEL C


MODEL D

MODEL	PERGOLA W x L (INNER SIZE)	POLE THICKNESS (P)	X*	V	Y	Z	Q
C	210 x 300 cm	8,5 - 12 cm	2x 240 cm		1x 210 cm	2x 300 cm	4x 60 cm
C	210 x 400 cm	8,5 - 12 cm	2x 240 cm		1x 210 cm	2x 400 cm	4x 60 cm
C	300 x 300 cm	8,5 - 12 cm	2x 240 cm		1x 300 cm	2x 300 cm	4x 60 cm
C	300 x 400 cm	8,5 - 12 cm	2x 240 cm		1x 300 cm	2x 400 cm	4x 60 cm
C	380 x 370 cm	8,5 - 12 cm	2x 240 cm		1x 380 cm	2x 370 cm	4x 60 cm
D	210 x 500 cm	8,5 - 12 cm	2x 240 cm	2x 240 cm - P cm	1x 210 cm	4x 250 cm	8x 60 cm
D	300 x 500 cm	8,5 - 12 cm	2x 240 cm	2x 240 cm - P cm	1x 300 cm	4x 250 cm	8x 60 cm
D	380 x 500 cm	8,5 - 12 cm	2x 240 cm	2x 240 cm - P cm	1x 380 cm	4x 250 cm	8x 60 cm

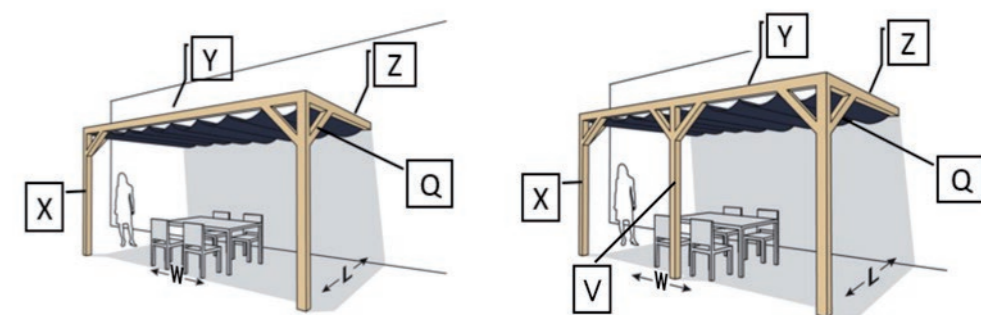
\*In combination with the floor support. Without the pergola floor support 240 + 50 cm (50 cm to dig in).

### COMPLETE YOUR PERGOLA

- Choose the desired pergola kits.
- The Coolfit® harmonica shade sail is 10 cm narrower than the inner dimension (B) of the pergola.
- The Coolfit® outdoor roller blinds are available in many sizes and colours and can be attached as desired.



## PERGOLA WALL 2



MODEL E

MODEL F

MODEL	PERGOLA W x L (INNER SIZE)	POLE THICKNESS (P)	X*	V	Y	Z	Q
E	210 x 300 cm	8,5 - 12 cm	2x 240 cm		1x 300 cm	2x 210 cm	4x 60 cm
E	210 x 400 cm	8,5 - 12 cm	2x 240 cm		1x 400 cm	2x 210 cm	4x 60 cm
E	300 x 300 cm	8,5 - 12 cm	2x 240 cm		1x 300 cm	2x 300 cm	4x 60 cm
E	300 x 400 cm	8,5 - 12 cm	2x 240 cm		1x 400 cm	2x 300 cm	4x 60 cm
E	380 x 370 cm	8,5 - 12 cm	2x 240 cm		1x 370 cm	2x 380 cm	4x 60 cm
F	210 x 500 cm	8,5 - 12 cm	2x 240 cm	1x 240 cm - P cm	2x 250 cm	2x 210 cm	6x 60 cm
F	300 x 500 cm	8,5 - 12 cm	2x 240 cm	1x 240 cm - P cm	2x 250 cm	2x 300 cm	6x 60 cm
F	380 x 500 cm	8,5 - 12 cm	2x 240 cm	1x 240 cm - P cm	2x 250 cm	2x 380 cm	6x 60 cm

\*In combination with the floor support. Without the pergola floor support 240 + 50 cm (50 cm to dig in).

### COMPLETE YOUR PERGOLA

- Choose the desired pergola kits.
- The Coolfit® harmonica shade sail is 10 cm narrower than the inner dimension (B) of the pergola.
- The Coolfit® outdoor roller blinds are available in many sizes and colours and can be attached as desired.

